



TMT SERIES

TRUCK MOUNTED forklifts





The **TMT 55** Truck Mounted Forklift provides portable rough terrain performance, while reducing loading and unloading times due to its robust telescopic boom.

TELESCOPIC BOOM

Unlike a vertical mast forklift, the telescopic boom on the TMT 55 easily reaches into buildings, over trucks and onto flatbed trailers which allows for limitless flexibility and increased efficiency.

COMPACT, LIGHTWEIGHT DESIGN

With only 57 inches (1448 mm) of overhang when mounted and a low overall weight, the TMT 55 transports easily and safely. A low overall height of only 96.5 inches (2451 mm) allows the TMT 55 to maneuver through low-clearance doorways with ease.

UNMATCHED VISIBILITY

The view from the operator's station on the TMT 55 is virtually a full 360 degrees with no mast to block vision to the load.

SAVES TIME

The standard long boom reaches up to 58 inches (1473 mm) past the front wheel for one-side reach capability when loading and unloading flatbed trailers, saving you time.

ROUGH TERRAIN PERFORMANCE

SIDESHIFT TECHNOLOGY

The MANITOU sideshift system is built into the machine at the factory which virtually eliminates all maintenance complications associated with conventionally installed sideshift systems. Additionally, lift capacity is not affected with the MANITOU sideshift system.

BUILT TO LAST

The strong, one-piece unitized frame was designed for rough-terrain use.

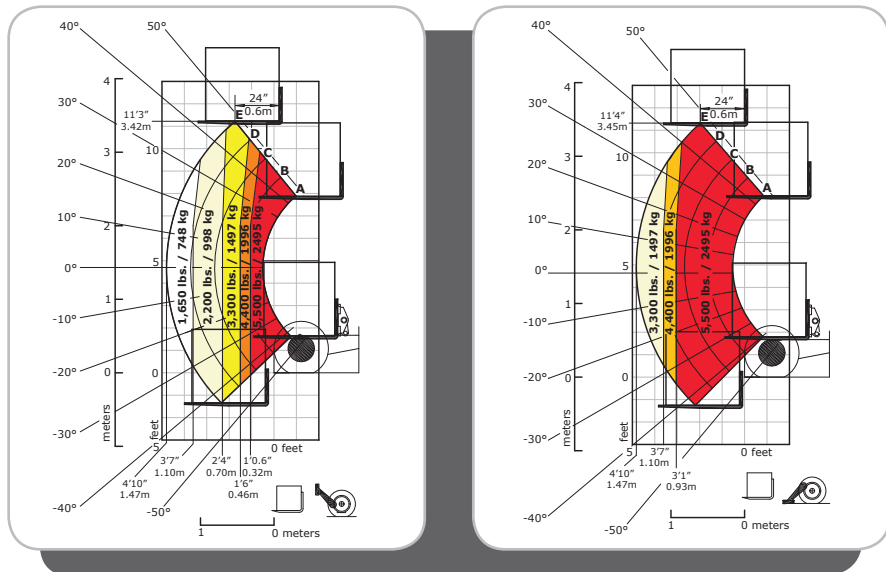
HIGH TRACTION AND STABILITY

Extra-wide, severe-duty, lugged tires travel easily over loose, unfinished surfaces. An extended wheelbase creates a larger triangle for enhanced stability.



TMT 55 LOAD CHARTS

An American National Standard ASME B56.6b-1998



TMT SERIES STANDARD & OPTIONAL FEATURES

TMT SERIES FEATURES	TMT 55	TMT SERIES FEATURES	TMT 55
50" ITA Class II Standard Carriage	●	Rotating Beacon	○
Carriage Rollers	○	LED Lights	●
Ergonomic ROPS/FOPS	●	Backup Alarm	●
Stabilizers	●	Side Shift	●
Full Instrumentation	●	Load Backrest	○
Differential Lock	●	Turbo II Precleaner	○
Service Brake	●	Spare Tire	○
Supplemental Hydraulic Circuit	○	Turf Tires	○
Joystick Controls	●	Drywall Package	○
DOT Light Package with Hook Up Harness	●		

● Standard ○ Optional

**“Extend your
delivery range.”**



The *TMT 55 4-Way* Truck Mounted Forklift adds 4-way steering capability to the time-saving performance features of the TMT 55.

4-WAY STEERING

The wheels on the TMT 55 4-Way forklift pivot 180 degrees allowing forward or sideways movement, making it ideal for handling long loads.

USER FRIENDLY JOYSTICK

The integrated reversing shift function on the new boom control joystick allows operators to keep one hand on the steering wheel and one on the joystick at all times.

OPTIMAL POWER AND TORQUE

The powerful 49 hp (37 kW) Kubota diesel engine provides 116 ft.lbs. (158 Nm) of torque for maximum performance in demanding conditions.

GET COMFORTABLE

The tall, oversized ROPS/FOPS certified operators compartment offers superior ergonomics and easy access from the side of the machine.



EFFICIENT, SMART DESIGN



MORE UPTIME

Unparalleled durability and a simple design minimizes maintenance and downtime.

EASE OF SERVICEABILITY

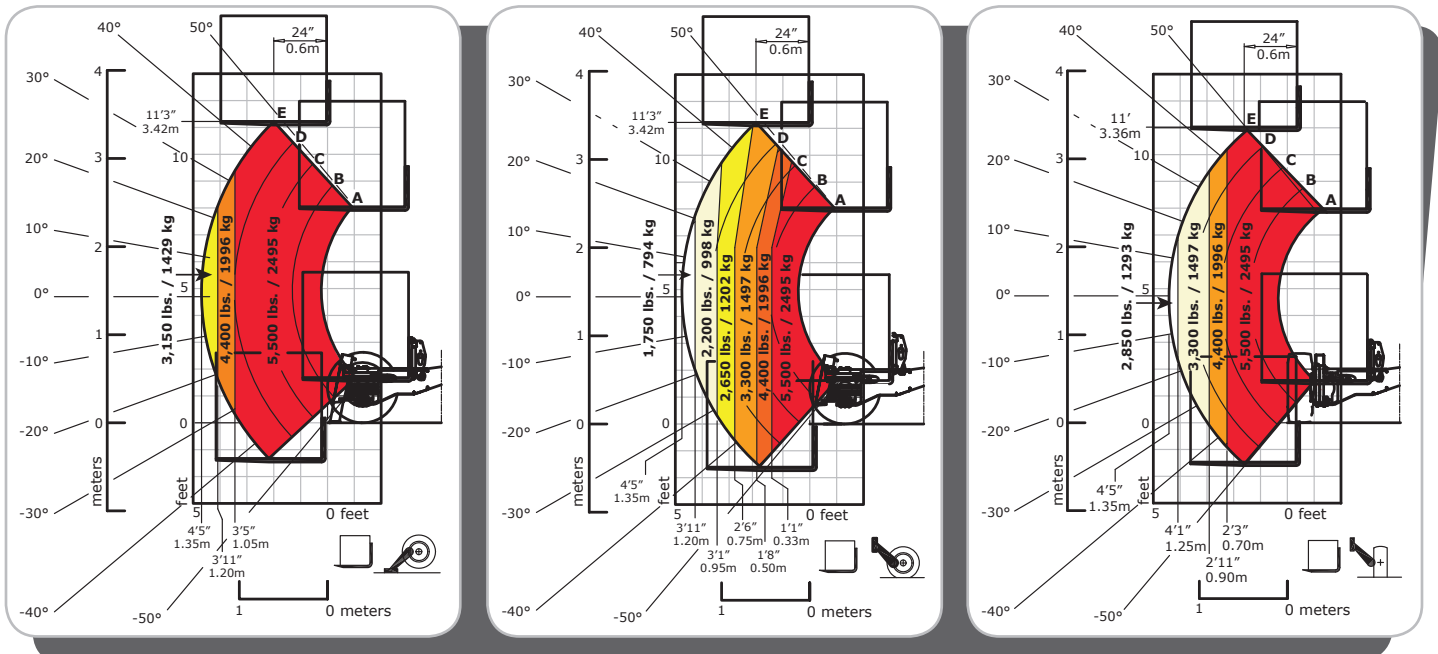
The engine is easy to access through the large flip-up hood. Electrical components are centrally located and isolated from the engine for protection.

BUILT IN PROTECTION

Hoses and moving parts are internally routed for extra protection.

TMT 55 4-WAY LOAD CHARTS

An American National Standard ASME B56.6b-1998



TMT SERIES STANDARD & OPTIONAL FEATURES

TMT SERIES FEATURES	TMT 55 4-Way	TMT SERIES FEATURES	TMT 55 4-Way
50" ITA Class II Standard Carriage	●	Rotating Beacon	○
Carriage Rollers	○	LED Lights	●
Ergonomic ROPS/FOPS	●	Backup Alarm	●
Stabilizers	●	Side Shift	●
Full Instrumentation	●	Load Backrest	○
Differential Lock	●	Turbo II Precleaner	○
Service Brake	●	Spare Tire	○
Joystick Controls	●	Turf Tires	○
DOT Light Package with Hook Up Harness	●	Drywall Package	○

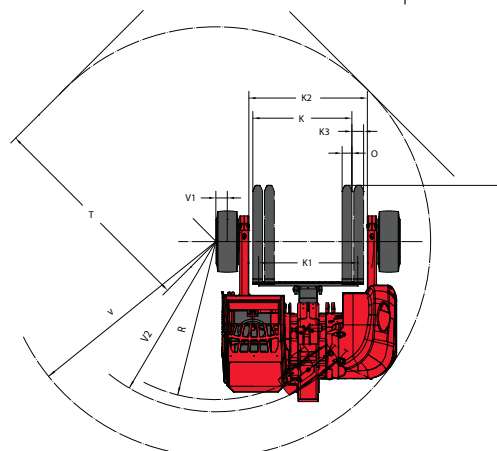
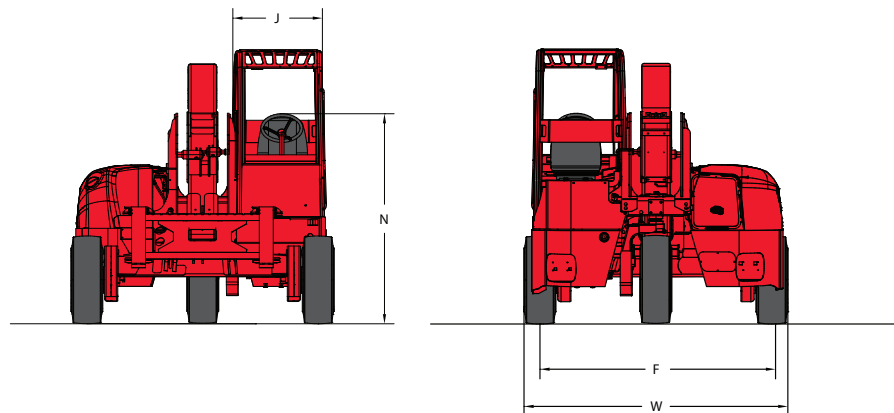
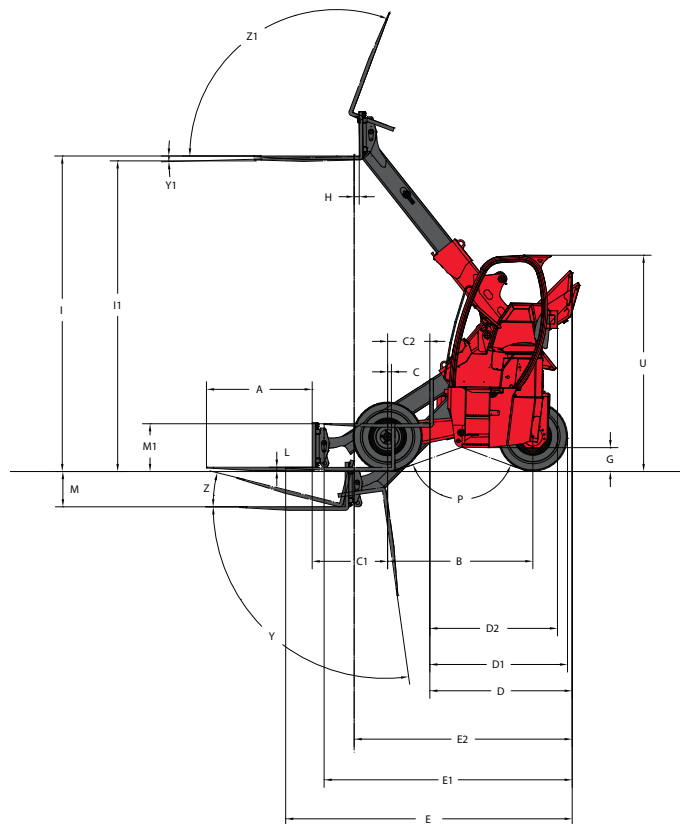
● Standard ○ Optional

TMT 55 TRUCK MOUNTED FORKLIFT SPECIFICATIONS

DIMENSIONS REFERENCE DIAGRAMS

	TMT 55	TMT 55HT TMT 55XT
A	4'0" (1219)	4'0" (1219)
B	5'5" (1651)	5'5" (1651)
C	0'1.7" (43)	0'1.7" (43)
C1	2'10" (863)	2'10" (863)
C2	1'7" (482)	1'7" (482)
D	6'9" (2057)	6'9" (2057)
D1	6'7" (2006)	6'7" (2006)
D2	6'2" (1879)	6'2" (1879)
E	10'8" (3251)	10'8" (3251)
E1	9'3.5" (2832)	9'3.5" (2832)
E2	8'1" (2463)	8'1" (2463)
F	7'0" (2133)	7'2.5" (2197)
G	0'10" (254)	0'10" (254)
H	0'2.3" (58)	0'2.3" (58)
I	11'3" (3429)	11'3" (3429)
I1	11'7" (3530)	11'7" (3530)
J	2'7.5" (800)	2'7.5" (800)
K	4'2" (1270)	4'2" (1270)
K1	4'2" (1270)	4'2" (1270)
K2	5'0" (1524)	5'0" (1524)
K3	0'6" (152)	0'6" (152)
L	0'1.6" (40)	0'1.6" (40)
M	1'4" (406)	1'4" (406)
M1	1'9" (533)	1'9" (533)
N	6'2" (1879)	6'2" (1879)
O	0'4" (101)	0'4" (101)
P	140°	140°
R	6'8" (2032)	6'8" (2032)
S	11'5" (3479)	11'5" (3479)
T	9'0.5" (2755)	9'0.5" (2755)
U	8'0.5" (2451)	8'0.5" (2451)
V	9'0.5" (2755)	9'0.5" (2755)
V1	0'5.75" (146)	0'5.75" (146)
V2	7'2" (2184)	7'2" (2184)
W	7'11" (2413)	8'5.5" (2578)
Y	98°	98°
Y1	1,58°	1,58°
Z	14°	14°
Z1	110,4°	110,4°

(mm)



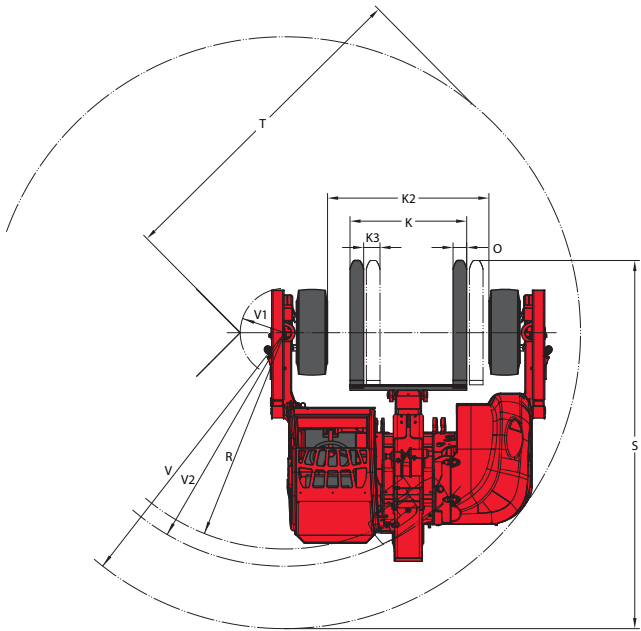
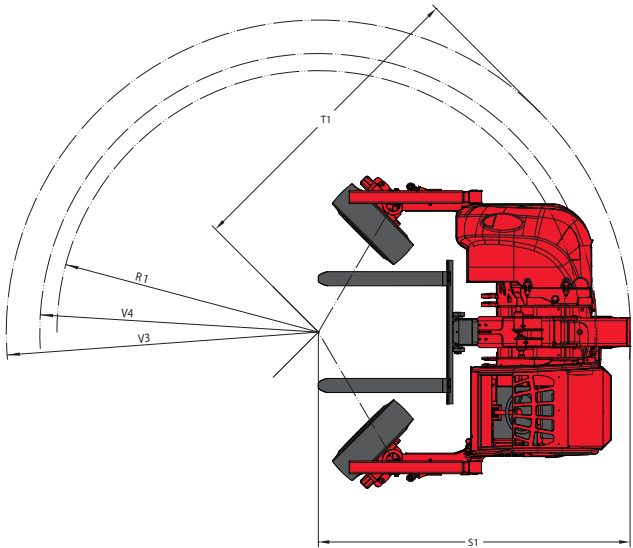
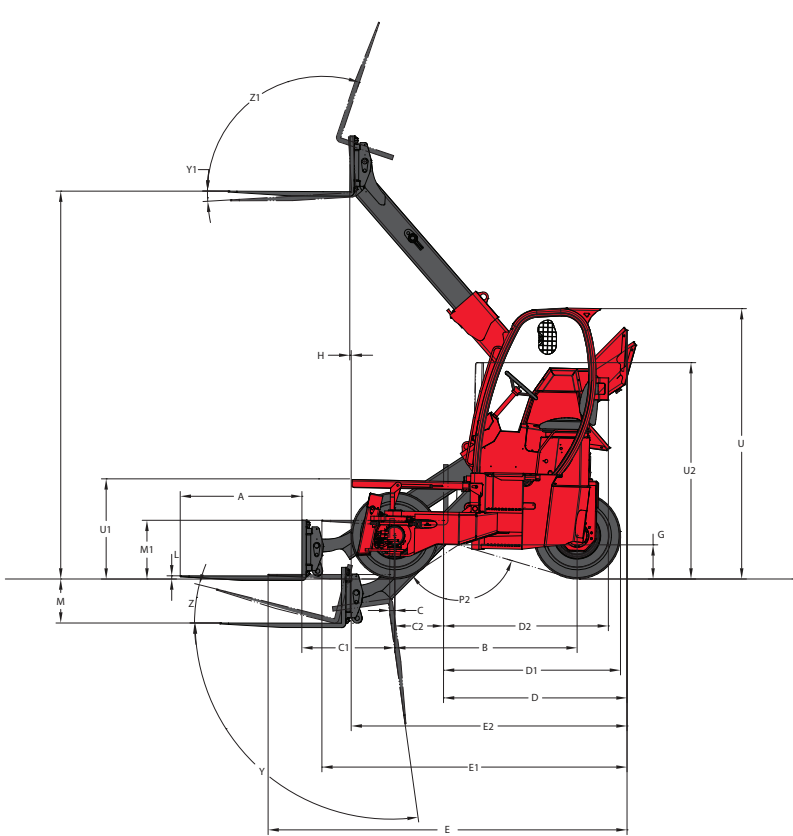
TMT SERIES MODEL DESIGNATION

HT - High Traction (high flotation tires, 400 cc front drive and 750 cc rear drive motors)

XT - Extra Traction (high flotation tires, 750 cc front and rear drive motors, larger hydrostatic pump)

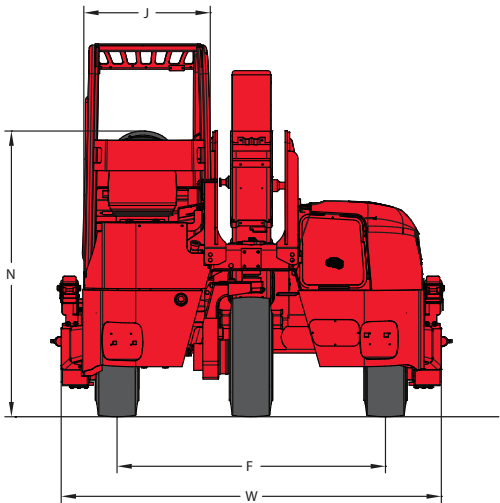
TMT 55 4-WAY TRUCK MOUNTED FORKLIFT SPECIFICATIONS

DIMENSIONS REFERENCE DIAGRAMS













TMT 55HT 4-WAY / TMT 55XT 4-WAY											
A	4'0" (1219)		J	2'7.5" (800)		T1	9'0.75" (2762)				
B	5'5" (1651)		K	4'2" (1270)		U	8'0.5" (2451)				
C	0'1.8" (45)		K2	5'3.3" (1607)		U1	2'8" (812)				
C1	2'9.1" (840)		K3	0'6" (152)		U2	6'0" (1828)				
C2	1'5.4" (441)		L	0'1.6" (40)		V	8'10.9" (2715)				
D	6'8.8" (2052)		M	1'3.7" (398)		V1	1'4" (406)				
D1	6'7" (2006)		M1	1'9.4" (543)		V2	7'0.5" (2146)				
D2	6'2.2" (1884)		N	6'2" (1879)		V3	9'0.75" (2762)				
E	9'3" (2819)		O	0'4" (101)		V4	8'1" (2463)				
E1	8'1.5" (2476)		P2	131°		W	8'5.5" (2578)				
E2	10'8" (3251)		R	6'6" (1981)		Y	98°				
F	6'2" (1879)		R1	7'7" (2311)		Y1	1.58°				
G	0'10.1" (256)		S	11'5" (3479)		Z	14°				
H	0'2.3" (58)		S1	9'0.75" (2762)		Z1	110.4°				
I	11'3.75" (3448)		T	9'9.7" (2989)				(mm)			

(mm)



TMT SERIES TRUCK MOUNTED FORKLIFT SPECIFICATIONS

		TMT 55	TMT 55HT TMT 55XT	TMT 55HT-4W TMT 55XT-4W
 LIFT CAPACITY	Maximum Lift Capacity* (kg)	5500 lbs. (2495)	5500 lbs. (2495)	5500 lbs. (2495)
	Capacity at Maximum Reach (kg)	3300 lbs. (1497)	3300 lbs. (1497)	3300 lbs. (1497)
 LIFT HEIGHT	Maximum Lift Height (mm)	135" (3429)	135" (3429)	135" (3429)
	Maximum Forward Reach (mm)	58" (1473)	58" (1473)	58" (1473)
 ENGINE	Type	Kubota V 2403-M Interim Tier IV		
	Power @ 2700 rpm (kW)	49 hp (37)		
	Displacement (cm ³)	148.5 cu.in. (2433)		
	Maximum Torque @ 1450 rpm (Nm)	116 ft.lbs. (158)		
	Injection / Cooling	Indirect / Water		
 TRANSMISSION	Type	Hydrostatic, Hydraulic Reversing Shift		
	Maximum Travel Speed (km/hr)	7 mph (11.2)	7 mph (11.2)	7 mph (11.2)
 HYDRAULICS	Pump Type	Gear Type, Flow Divider with Priority to Steering		
	Pressure (bar)	3600 psi (245)	3600 psi (245)	3600 psi (245)
	Flow Rate (L/min.)	9.5 gpm (36)	9.5 gpm (36)	9.5 gpm (36)
 BRAKES	Service Brake	Hydrostatic		
	Parking Brake	Spring-Applied, Hydraulic Release (SAHR)		
 FORKS	Fork Length (mm)	48" (1219)	48" (1219)	48" (1219)
	Fork Width x Thickness (mm)	4" (102) x 1.75" (44)	4" (102) x 1.75" (44)	4" (102) x 1.75" (44)
	Maximum Distance Between Forks (mm)	42" (1067)	42" (1067)	42" (1067)
	Carriage Rotation	107°	107°	108°
 CAPACITIES	Hydraulic Oil (L)	12 gal (45)	12 gal (45)	12 gal (45)
	Fuel Tank (L)	8 gal (30)	8 gal (30)	8 gal (30)
	Cooling System (L)	2 gal (8)	2 gal (8)	2 gal (8)
 SPECIFICATIONS	Weight – Without Forks (kg)	5740 lbs. (2604)	5820/5865 lbs. (2640/2660)	6000/6355 lbs. (2722/2883)
	Turning Radius – Outside Wheels (mm)	108" (2743)	108" (2743)	103" (2616)
	Overall Height (mm)	96.5" (2451)	96.5" (2451)	96.5" (2451)
	Overall Width (mm)	95" (2413)	101" (2565)	101" (2565)
	Overall Length – Without Forks (mm)	112" (2845)	112" (2845)	115" (2921)
	Ground Clearance (mm)	10" (254)	10" (254)	10" (254)
	Maximum Drawbar Pull (kN)	4200 lbf. (19)	4800/5000 lbf. (21/22)	4800 lbf. (21)
 TIRES	Front & Rear	31 x 10-16.5	31 x 15.5-15	31 x 10-16.5 / 31 x 15.5-15

* Capacity measured at 24" load center, in front of wheels, with stabilizers down.

TMT SERIES MODEL DESIGNATION

HT - High Traction (high flotation tires, 400 cc front drive and 750 cc rear drive motors)

XT - Extra Traction (high flotation tires, 750 cc front and rear drive motors, larger hydrostatic pump)



This product is created with materials from well-managed forests, controlled sources, and contains a minimum of 10% post consumer waste.

This publication in no way constitutes an offer and the company reserves the right to alter specifications without notice.



MANITOU AMERICAS • PO Box 179 • West Bend, WI 53095
Tel: 262-334-9461 • Fax: 262-338-7517 • www.manitou.com

©2013 Manitou Americas, Inc. Manitou. All rights reserved. Printed in the U.S.A.
A Manitou Group Brand.

3-2013-TMT-2M