

10054

TELEHANDLER

SKYTRAK



Performance

Rated Capacity	10,000 lb	4,536 kg
Maximum Lift Height	53 ft 2 in.	16.2 m
Load at Max Height	4,000 lb	1,814 kg
Maximum Forward Reach	38 ft 9 in.	11.8 m
Load at Max Reach	3,000 lb	1,361 kg
Frame Leveling	10°	
Lift Speed (boom retracted)		
Up	16.4 sec	
Down	14.7 sec	
Boom Speed		
Extended	17.6 sec	
Retracted	15.9 sec	
Top Travel Speed (4-Speed)	20 mph	32 kph
Drawbar Pull (loaded)	24,500 lb	109 kN
Outside Turning Radius	165 in.	4.19 m
Operating Weight	28,200 lb	12,791 kg

Standard Specifications

Engine

Make and Model	Cummins QSF3.8L Tier 4 F	
No. of Cylinders	4	
Displacement	229 cu in.	3.8 L
Gross Power Basic	110 hp	82 kW
Maximum Torque @ 1500 rpm	348 lb-ft	472 Nm
Fuel Tank Capacity	35 gal	132.5 L

Transmission

Powershift.
4-speed forward and 3-speed reverse.

Axles

Full-time planetary 4-wheel drive.
Oscillating rear axle with Stabil-Trak system.

Brakes

Hydraulically actuated inboard wet disc brakes.
Emergency brake with transmission declutch feature.

Tires

Standard	400/75-28
Optional	Foam-Filled or Solid

Cab

Certified ROPS/FOPS structure.
Adjustable suspension seat with retractable seat belt.
Single joystick controls.
Integrated arm rest.
Rear view mirrors.

Steering 4-Wheel

Power steering.
Operator selectable 4-wheel circle, 4-wheel crab, 2-wheel front.

Instruments

- Hourmeter
- Voltmeter
- Temperature Gauge
- Engine Oil Pressure Gauge
- DEF Gauge
- Fuel Gauge

Hydraulic System-Implement

Capacity	52 gal	196.8 L
----------	--------	---------

Piston pump.

Variable flow, load sensitive hydraulic system.

Load holding valves on frame level, stabilizer, attachment tilt, extend and lift cylinders.

Auxiliary hydraulics used for all attachments equipped with cylinders or other hydraulic components. Consists of valves, controls and hydraulic lines.

Accessories & Options

- Enclosed Cab
- Work Lights
- Road Lights
- Air Conditioning
- Rotating Beacon
- Fenders
- Reverse Sensing System

Attachments

Standard Carriage	50 in. 60 in. 72 in.	1.3 m 1.5 m 1.8 m
Side-Tilt Carriage	50 in. 60 in. 72 in.	1.3 m 1.5 m 1.8 m
Swing 90° Carriage	72 in.	1.8 m
Side Shift Carriage	50 in.	1.3 m
Dual Fork Positioning Carriage	50 in.	1.3 m
Tower Pallet Forks	8 ft (2.4 m); 50 in. (1.3 m)	Standard Carriage
	2.36 in. x 4 in. x 48 in.	60 mm x 102 mm x 1.2 m
	2.36 in. x 5 in. x 48 in.	60 mm x 127 mm x 1.2 m
	2.00 in. x 6 in. x 72 in.	51 mm x 152 mm x 1.8 m
Lumber Forks	2.00 in. x 7 in. x 60 in. 2.36 in. x 6 in. x 60 in.	51 mm x 178 mm x 1.5 m 60 mm x 152 mm x 1.5 m
Cubing Forks	2 in. x 2 in. x 48 in.	51 mm x 51 mm x 1.2 m
Fork Extensions	90 in.	2.3 m
Material Bucket	72 in., 1.0 cu yd 96 in., 1.5 cu yd 102 in., 2.0 cu yd	1.8 m, 0.76 m³ 2.4 m, 1.15 m³ 2.6 m, 1.53 m³
Grapple Bucket	96 in., 1.75 cu yd	2.4 m, 1.34 m³
Truss Boom	12 ft, 2,000 lb 15 ft, 2,000 lb 12 ft with winch, 2,000 lb	3.7 m, 907 kg 4.6 m, 907 kg 3.7 m, 907 kg
Fork Mounted Work Platform	8 ft, 1,000 lb Capacity	2.4 m, 455 kg Capacity
Lifting Hook, Fork Mounted		
Material Handling Arm	4,000 lb Capacity	1,814 kg Capacity
Trash Hopper	72 in, 1.9 cu yd 2,000 lb Capacity	1.8 m, 1.5 m³ 907 kg Capacity
Pipe Grapple	72 in, 2,000 Capacity	1.8 m, 907 kg Capacity


10054

TELEHANDLER

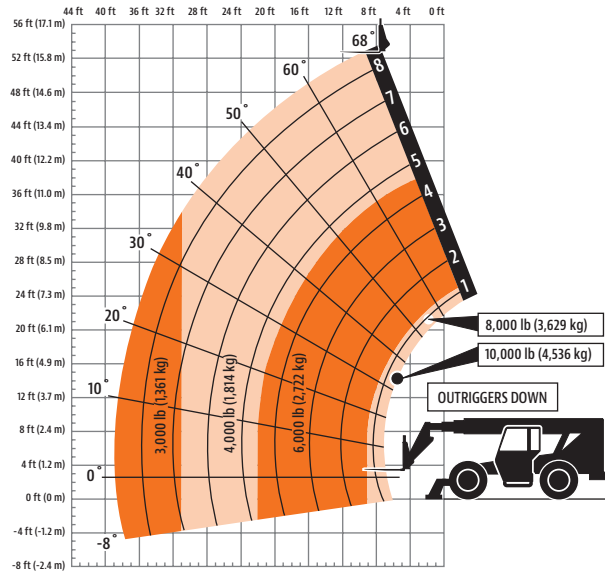
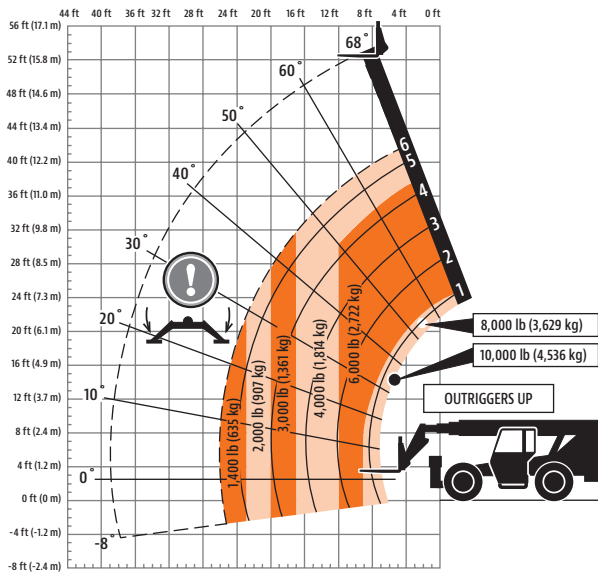
SKYTRAK

Dimensions

All dimensions are approximate.



Load Chart



* Your local JLG dealer in OK | TX | NM
MEDLEYCOMPANY.COM | 866.734.6687



The JLG "1 & 5" Warranty

JLG Industries, Inc. backs its products with its exclusive "1 & 5" Warranty. We provide coverage on all products for one (1) full year, and cover all specified major structural components for five (5) years. Due to continuous product improvements, we reserve the right to make specification and/or equipment changes without prior notification. This machine meets or exceeds applicable OSHA Regulations in 29 CFR 1910.67, 29 CFR 1926.453, ANSI A92.5-2006, and CSA Standard CAN3-B354.2-M82, as originally manufactured for intended applications.

Part No.: 3132404
 R021507
 Printed in USA